


















SL. NO.	ITEM DESCRIPTION	IMAGE	SL. NO.	ITEM DESCRIPTION	IMAGE
1	<b>Mesh Ceiling:</b> Supply Of LD Square Make Expandable Flat Mesh Ceiling Made of <b>1MM CRCA sheet</b> to form a hex formation of 7 mm/10mm honey comb structure the tile to powder coated in any regular matt finish as approved by the architect /client the size of the tile would be <b>600mmx600mm</b> to be placed inside the <b>15mm siholouted grid</b> and is to supported by GI wire and butterfly clips @ every 800 mm and the cut tiles for the services need to factory finished the tile. Make LDsquare . <b>Part Number - 500001</b>		1	<b>MS MESH BOX :</b> Dimensions: - 300x450mm.Providing & fabricating MS Mesh Box formed using 50mm X 50mm angle all round Welded to gether for form a frame wok . The Frame wok to be welded with approved mesh finished with approved colour Powder coating , suspended from true ceiling with anchor fasteners , complete as per as per the Dwg and instructions of the Architect.	
2	<b>Mesh Ceiling:</b> Supply Of LD Square Make Expandable 3D Mesh Ceiling Made of <b>1MM CRCA sheet</b> to form a hex formation of 17mm/27mm honey comb structure the tile to powder coated in any regular matt finish as approved by the architect /client the size of the tile would be <b>600mmx600mm</b> to be placed inside the <b>15mm siholouted grid</b> and is to supported by GI wire and butterfly clips @ every 800 mm and the cut tiles for the services need to factory finished the tile. Make LDsquare . <b>Part Number - 500002</b>		2	<b>Mesh Clip In Tile :</b> Supply Of LD Square Make Expandable 3D Mesh Ceiling Made of <b>1mm CRCA sheet</b> to form a hex formation of 17mm/27mm Honeycomb .The honeycomb strucutre to be housed in a metal frame of 15mm all around the tile structure the tile to powder coated in any regular matt finish as approved by the architect /client the size of the tile would be <b>600mmx2100mm</b> to be placed in clip in system and is to supported by M6 GI threaded rod , washer ans nut @ every 800 mm and the cut tiles for the services need to factory finished the tile, the tile would be fix to the true ceiling . All around the wall would be provided J axiom which would be fixed to the clipchannel . <b>Part Number - 500002</b> , Powder coating color: Any RAL finish.	
3	<b>Mesh Ceiling:</b> Supply Of LD Square Make Expandable 3D Mesh Ceiling Made of <b>1MM CRCA sheet</b> to form a hex formation of 26mm/12mm diamond structure the tile to powder coated in any regular matt finish as approved by the architect /client the size of the tile would be <b>600mmx600mm</b> to be placed inside the <b>15mm siholouted grid</b> and is to supported by GI wire and butterfly clips @ every 800 mm and the cut tiles for the services need to factory finished the tile. Make LDsquare . <b>Part Number - 500003</b>		3	<b>Mesh Clip In Tile:</b> Supply Of LD Square Make Expandable 3D Mesh Ceiling Made of <b>1mm CRCA sheet</b> to form a hex formation of 26mm/12mm diamond .The diamond strucutre to be housed in a metal frame of 15mm all around the tile structure the tile to powder coated in any regular matt finish as approved by the architect /client the size of the tile would be <b>600mmx2100mm</b> to be placed in clip in system and is to supported by M6 GI threaded rod , washer ans nut @ every 800 mm and the cut tiles for the services need to factory finished the tile, the tile would be fix to the true ceiling . All around the wall would be provided J axiom which would be fixed to the clipchannel . <b>Part Number - 500003</b> , Powder coating color: Any RAL finish.	
4	<b>Mesh Ceiling:</b> Supply Of LD Square Make Expandable Flat Mesh Ceiling Made of <b>1MM CRCA sheet</b> to form a hex formation of 16mm/10mm honey comb structure the tile to powder coated in any regular matt finish as approved by the architect /client the size of the tile would be <b>600mmx600mm</b> to be placed inside the <b>15mm siholouted grid</b> and is to supported by GI wire and butterfly clips @ every 800 mm and the cut tiles for the services need to factory finished the tile. Make LDsquare . <b>Part Number - 500004</b>		4	<b>Mesh Column Cladding :</b> Supply Of LD Square Make Expandable Wire Mesh Ceiling Made of 1mm thickness daimond shaped mesh of size 25x50mm structure the tile to powder coated in any regular matt finish as approved by the architect /client the size of the tile would be <b>600mmx2400mm</b> . The mesh would be provided 25mm frmae all around to get rigid support the mesh would be fixed to the 50x50mm MS square section all around as shown in the look and feel image. Make LDsquare - <b>Part Number - 500003</b> .	
5	<b>Mesh Ceiling:</b> Supply Of LD Square Make of square expanded mesh made up of <b>3mm AL</b> , of size <b>725x2000mm</b> is the maximum size with Hexagonal shaped finish of size 60mm/60mm , the mesh would be bent on all the sides which would bw fixed to the MS section by using revitt nuts . The mesh would be provided with powder coated finish of required color of required color . Powder coating color - Black Matt Finish. <b>Mesh part number 500007</b>		5	<b>Combination Ceiling Baffle grid &amp; Mesh :</b> Supply and Installation of LD Sqaure Make comination ceiling baffle grid and mesh . This shall consist of W shaped 0.4mm thick GI section , The size of the W sections shall be 100x20x25x60x20x100mm as main runner and 20x100mm as secondary runner placed to form a grid of cell size 600x1500mm. (cell size to be customized as per site and client instructions)available in length of 3990mm. The inner section to be powder coated dead matt black color .Outer to be quoted with woodgrains of PAW 510 .which can be modified as per the architect design . Both main runner and secondary runner should be in the same level.The grid opening shall be filled with mesh of size 38x16mm daimond mesh of 1.2mm thick MS with expanded mesh with powder coated finish of RAL 7024( Charcoal grey color).The baffles shall be fixed to each other using framework of size 25mmx15mm made using 0.8mm thick GI sheet which is folded and bent to desired profile finished with powder coating. These mild steel framework/sections shall be inserted between two members and fixed using self interlocking system. The mild steel framework in turn are fixed on to he true ceiling above using a suitable suspension system consisting of nuts, Washers, 6mm GI rod and anchor fasteners. This ceiling facilitates easy maintenance. Rate to includes necessary supports as per manufacturer specification. The ceiling and the accessories are provided with powder coated thicgness of 70-80 microns.The services cutout as per the drawing should be made at factory level. The mesh should be recessed at 6mm with respect to the grid baffle .	
6	<b>Mesh Ceiling:</b> Supply & installation Of LD Square Make Wire Mesh Ceiling Made of <b>3MM dia wire</b> to form a square formation of 22mmx22mm the tile to powder coated in any regular matt finish as approved by the architect /client the size of the tile would be <b>600x600mm</b> to be placed inside the <b>15mm T-grid</b> and is to supported by GI wire and butterfly clips @ every 800 mm and the cut tiles for the services need to factory finished the tile. Make LDsquare , <b>part Number - 500006</b> . The Powder Coated finish:- Any RAL finish.		6		
7	<b>Mesh Ceiling:</b> Supply Of LD Square Make Expandable Flat Mesh Ceiling Made of <b>1MM CRCA sheet</b> to form a hex formation of 7 mm/10mm honey comb structure the tile to powder coated in any regular matt finish as approved by the architect /client the size of the tile would be <b>600mmx600mm</b> to be placed inside the <b>15mm siholouted grid</b> and is to supported by GI wire and butterfly clips @ every 800 mm and the cut tiles for the services need to factory finished the tile. Make LDsquare . <b>Part Number - 500010</b> . Powder Caoting Colour - Any RAL Colour.		7	<b>Mesh Clip In Tile:</b> Supply Of LD Square Make Expandable Flat Mesh Ceiling Made of <b>1MM CRCA sheet</b> to form a hex formation of 22mm/05mm honey comb structure the tile to powder coated in any regular matt finish as approved by the architect /client the size of the tile would be <b>600mmx600mm</b> to be placed inside the <b>15mm siholouted grid</b> and is to supported by GI wire and butterfly clips @ every 800 mm and the cut tiles for the services need to factory finished the tile. Make LDsquare . <b>Part Number - 500010</b>	
8	<b>Mesh Cladding :</b> Supply Of LD Square Make Expandable Wire Mesh Ceiling Made of <b>3MM dia wire</b> to form a square formation of <b>25mmx50mm</b> structure the tile to powder coated in any regular matt finish as approved by the architect /client the size of the tile would be <b>600mmx1200mm</b> . The mesh would be provided 25mm frmae all around to get rigid support the mesh would be fixed to the <b>50x50mm MS square section</b> all around as shown in the look and feel image. Make LDsquare .		8	<b>Vertical Mesh Clip In Tile :</b> Supply Of LD Square Make Expandable 3D Mesh Ceiling Made of <b>1mm CRCA sheet</b> to form a hex formation of 38mm/16mm Honeycomb .The honeycomb strucutre to be housed in a metal frame of 15mm all around the tile structure the tile to powder coated in any regular matt finish as approved by the architect /client the size of the tile would be <b>600mmx600mm</b> to be placed in clip in system and is to supported by M6 GI threaded rod , washer ans nut @ every 800 mm and the cut tiles for the services need to factory finished the tile, the tile would be fix to the ply by using ghatta screw All around the wall would be provided J axiom which would be fixed to the clipchannel . <b>Part Number - 500002</b> , Powder coating color: Any color of your choice.Model Number : LD-22-03-05	

9	<p><b>Mesh Sliding Tile:</b> Supply of LD Square Make of Mesh sliding tile made up of <b>1mm CRCA sheet of size 531X555mm</b>, where in size of the tile can be customized as per the requirement. The tile would be installed in sliding system. The tile would be hung on the 15mm main channel made up of 0.8mm with powder coated finish. The main channel would be hung to the true ceiling by using M6 anchor fastener, washer and nut. Powder coating colour: any colour of your choice. <b>Mesh part number: 500001</b></p>		9	<p><b>Mesh Facia :</b> Supply of ld square make mesh facia of 900mm height of maximum length 1800mm All panels are hooked/supported onto the secondary grid. The entire fascia panels shall be suspended with M6 threaded rod with custom proprietary carriers, profiles and joineries using Hilti M6 fastener</p>	
10	<p><b>Mesh Ceiling:</b> Supply Of LD Square Make Expandable 3D Mesh Ceiling Made of <b>1MM CRCA sheet</b> to form a hex formation of 35mm/20mm diamond structure the tile to powder coated in any regular matt finish as approved by the architect /client the size of the tile would be <b>600mmx600mm</b> to be placed inside the <b>15mm siholouted grid</b> and is to supported by GI wire and butterfly clips @ every 800 mm and the cut tiles for the services need to factory finished the tile. Make LDsquare . <b>Part Number - 500005</b></p>		11	<p><b>Circular Mesh Ceiling:</b> Supply &amp; Installation Of LD Square Make Wire Mesh Ceiling Made of <b>3MM dia wire</b> to form a square formation of 22mmx22mm the tile to powder coated in any regular matt finish as approved by the architect /client the size of the tile would be <b>1000mm dia</b> to be placed inside the <b>15mm T-grid</b> and is to supported by <b>outer L frame of size 25x50mm</b> and the cut tiles for the services need to factory finished the tile. Make LDsquare, <b>part Number - 500006</b>. The Powder Coated finish:- <b>Any RAL finish.</b></p>	