









Sl. NO.	ITEM DESCRIPTION	IMAGE
1	<p><b>Plain Clip In Tile</b> :Supply of LDSquare Make clip in tile made up of <b>0.5/0.6mm thick Galvanized ion sheet</b> of 120 GSM of JSW/TATA make sheets. The standard size of the tile is of <b>550x550mm</b> which is pressed to clip channel with dimpling on clip on tiles . The tile would be powder coated for approved color .The powdercoated thickness would be 70-80 microns for indoor applications.The Hnaging syaytem consist of clip channel , threaded rod , U mounting clamp , anchor fastner for true ceiling mounting. The unit rate includes the accessories like L/W wall angle made up of 0.4mm GI sheet of 120 GSM.The clip channel would made of 0.4mm gi sheet which would be hung to the true ceiling by using M6 threaded rod and M6 hilti make anchor fastners with the help of M6 washers and nuts.The sizes of the tile can be customized as per client requirement. The Powder coating finish:- <b>Any RAL finish.</b></p>	
2	<p><b>PLANK CLIP IN TILE</b>:- Supply of LDSquare Make plank clip in tile made up of <b>0.6mm thick Galvanized ion sheet</b> of 120 GSM of JSW/TATA make sheets. The standard size of the tile is of <b>300x2400mm</b> which is pressed to clip channel with dimpling on clip on tiles . The tile would be powder coated for approved color .The powdercoated thickness would be 70-80 microns for indoor applications.The Hnaging syaytem consist of clip channel , threaded rod , U mounting clamp , anchor fastner for true ceiling mounting. The unit rate includes the accessories like L/W wall angle made up of 0.4mm GI sheet of 120 GSM.The clip channel would made of 0.4mm gi sheet which would be hung to the true ceiling by using M6 threaded rod and M6 hilti make anchor fastners with the help of M6 washers and nuts.The sizes of the tile can be customized as per client requirement. Powder coating color: <b>Wooden gain finish</b></p>	
3	<p><b>SS Plain Clip In Tile</b> :Supply of LDSquare Make Metal Ceiling system made up of <b>0.6MM thick SS sheet</b> consisting of <b>600x600mm</b> clip on tiles using 304 GRADE matt finish SS sheet metal ceiling to be installed on clip on system.The clip channel would made of 0.4mm gi sheet which would be hung to the true ceiling by using M6 threaded rod and M6 hilti make anchor fastners with the help of M6 washers and nuts.</p>	
4	<p><b>Perforated Clip In Tile</b> :Supply of LDSquare Make Metal Ceiling system made up of <b>0.6mm thick GI sheet</b> consisting of <b>600x600mm</b> clip on tiles using pre coated / powder coated metal ceiling to be installed on clip on system.The perforation diameter of <b>1.5mm</b> all around the tile .The clip channel would made of 0.4mm gi sheet which would be hung to the true ceiling by using M6 threaded rod and M6 hilti make anchor fastners with the help of M6 washers and nuts , Powder coating colour:- <b>Any color of your choice.</b></p>	
5	<p><b>Perforated Clip In Tile</b> :Supply of LDSquare Make Metal Ceiling system made up of <b>0.6mm thick GI sheet</b> consisting of <b>600x1200mm</b> clip on tiles using pre powder coated metal ceiling to be installed on clip on system.The size can be modified/Customized as per the architect and site requireemnt .The perforation diameter of <b>15mm</b> all around the tile and perforation diameter can be customized as per architect requirement .The clip channel would made of 0.4mm gi sheet which would be hung to the true ceiling by using M6 threaded rod and M6 hilti make anchor fastners with the help of M6 washers and nuts, Powder coating colour:- <b>Any color of your choice.</b></p>	
6	<p><b>Random Perforated Clip In Tile</b> :Supply of LDSquare Make Metal Ceiling system made up of <b>0.6mm thick GI sheet</b> consisting of <b>600 x 600mm</b> clip on tiles using pre coated / powder coated metal ceiling to be installed on clip on system. The size of the tile can be customized as per the site condition and architect design .Tile would be provided with <b>25mm round</b> perforation randomly on the tile , size of the perforation can be modified as per the architect design and also pattern. Perforation pattern can be any type , Clip channel would be made of 0.4mm GI sheet with powder coated finish , clip channel would be hung to the true ceiling by using M6 thressed rod , anchor fastner , nut and washer and powder coated thickness would be 70-80 microns , <b>Powder coating colour:-Any colour of your Choice.</b></p>	
7	<p><b>Random Perforated Clip In Tile</b> :Supply of LDSquare Make Metal Ceiling system made up of <b>0.6mm thick GI sheet</b> consisting of <b>600 x 600mm</b> clip on tiles using pre coated / powder coated metal ceiling to be installed on clip on system. The size of the tile can be customized as per the site condition and architect design .Tile would be provided with <b>25mm square</b> perforation randomly on the tile , size of the perforation can be modified as per the architect design and also pattern. Perforation pattern can be any type , Clip channel would be made of 0.4mm GI sheet with powder coated finish , clip channel would be hung to the true ceiling by using M6 thressed rod , anchor fastner , nut and washer and powder coated thickness would be 70-80 microns, <b>Powder coating colour:-Any colour of your Choice.</b></p>	
8	<p><b>Perforated Clip In Tile</b> :Supply of LDSquare Make Metal Ceiling system made up of <b>0.6mm thick SS sheet</b> 304 grade matt finish consisting of <b>550x550mm</b> clip on tiles to be installed on clip on system.The perforation diameter of <b>1.5mm</b> all around the tile which can be customized as per the architect requireemnt.The clip channel would made of 0.4mm gi sheet which would be hung to the true ceiling by using M6 threaded rod and M6 hilti make anchor fastners with the help of M6 washers and nuts , <b>Powder coating colour:- SS Matt finish .</b></p>	

x

